

# SPEIFICATIONS :

## Structure

- Complete Knock Down System (FULLY CKD)  
No Welding Require
- Sheet Metal Sections Are Formed Using  
Thickness 1.2mm Without Sharp Edge
- Assembly Utilises High Quality M6 Socket  
Head Cap Screws

## Cover And Door

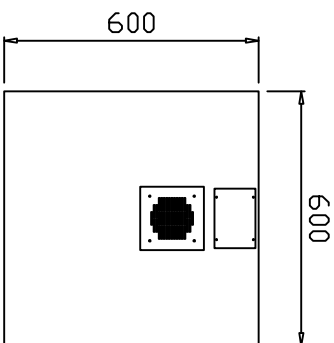
- Sheet Metal Sections Are Formed Using  
Thickness 1.2mm Without Sharp Edge

## Finishing

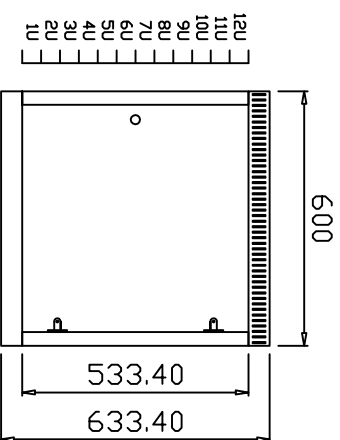
- Epoxy/ Powder Coating
- Thickness Coating 50 - 60 Microns
- Semi Matt Texture Finish

## Colours

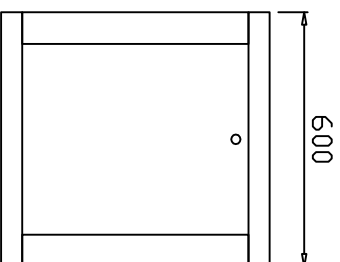
- Dark And Light Grey
- Two Tone



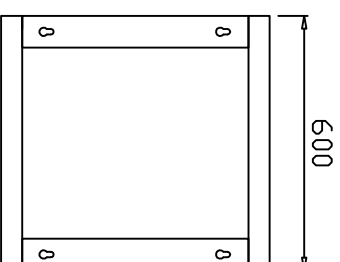
PLAN VIEW



FRONT VIEW



SIDE VIEW



REAR VIEW

BRAND.	TOP RACK	SURFACE PREPARATION	UNIT
MODEL.	TR/WM/600/12LO/600/MS	FREE OF OIL & GREASE	MM
STANDARD.	19" MOUNTING	MATERIAL	SCALE
MADE IN.	MAYASIA	1.2MM THK CR SHEET	N.T.S
		FINISH	REV
		TEXTURE	0
		COLOURS	DRAWN
		DARK & LIGHT GREY	ALEX LIM



**YSE INDUSTRIES SDN. BHD.**

330.879-P

NO. 14, JLN UTARID US/16, SEKSYEN U.S,  
40150 SHAH ALAM, SELANGOR, MALAYSIA.  
TEL: +603-7847 2292 FAX: +603-7847 2522  
e-mail: toptrack@yse.com.my  
http: /www.yse.com.my