

SPEIFICATIONS :

Structure

- Complete Knock Down System (FULLY CKD)
No Welding Require
- Sheet Metal Sections Are Formed Using Thickness 1.2mm Without Sharp Edge
- Assembly Utilises High Quality M6 Socket Head Cap Screws

Cover And Door

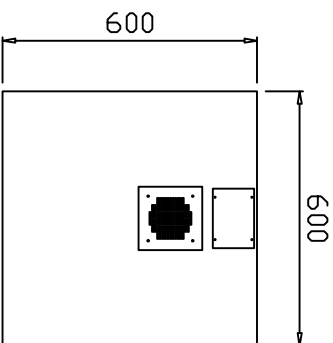
- Sheet Metal Sections Are Formed Using Thickness 1.2mm Without Sharp Edge

Finishing

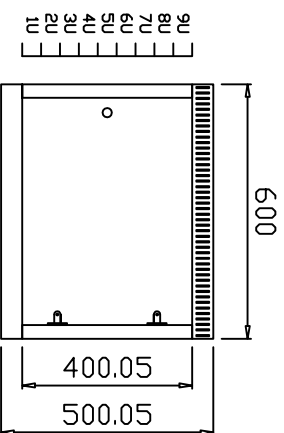
- Epoxy/ Powder Coating
- Thickness Coating 50 - 60 Microns
- Semi Matt Texture Finish

Colours

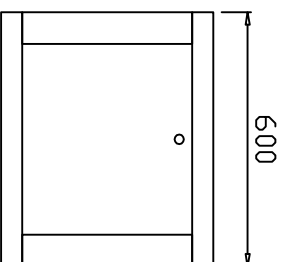
- Dark And Light Grey
- Two Tone



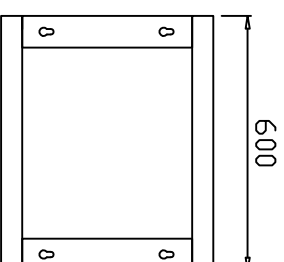
PLAN VIEW



FRONT VIEW



SIDE VIEW



REAR VIEW

BRAND.	TOP RACK	SURFACE PREPARATION	FREE OF OIL & GREASE	UNIT	MM
MODEL.	TRMM600/9L0/600MS	MATERIAL	1.2MM THK CR SHEET	SCALE	N.T.S
STANDARD.	19" MOUNTING	FINISH	TEXTURE	REV	0
MADE IN.	MAYASIA	COLOURS	DARK & LIGHT GREY	DRAWN	ALEX LIM



YSE INDUSTRIES SDN. BHD.

3018794

NO. 14, JLN UTARID US/16, SEKSYEN U.S,
40150 SHAH ALAM, SELANGOR, MALAYSIA.
TEL: +603-7847 2292 FAX: +603-7847 2522
e-mail: toptrack@yse.com.my
http: /www.yse.com.my